




Super minds 3

U 1

Welcome unit and unit 1



- 2** **WB p4** Look at Activity 1. Write the next number in each row.

Key: 1 60, 2 100, 3 50

- 3** **WB p4** Write the words.

Key: 2 one hundred, 3 thirty, 4 forty

- 4** **WB p4** Write *Where* or *What*. Then remember the story and answer the questions.

Key: 2 What, Rooms 51–100, 3 What, An old book, 4 Where, Downstairs/ To the cellar, 5 What, Rooms 21–50, 6 Where, It's downstairs

- 1** **WB p5** What are the children good at? Write sentences with *good at* or *not good at*.

Key: 2 I'm not good at snorkelling. 3 I'm good at swimming. 4 I'm good at jumping. 5 I'm good at snorkelling. 6 I'm not good at swimming.

- 2** **WB p5** Look, think and draw lines.

Key: 1 She's good at dancing. 2 He's not good at swimming. (3 He's good at playing football.) 4 She's not good at jumping high.

- 1** **WB p6** Number the lines in each verse 1 to 4. Then write *Ben* or *Lucy*.

Key: 3, 2, 4, (1) Lucy; 2, 4, 1, 3 Ben

- 2** **WB p6** Read Emily's new verse. Look and write the words.

Key: 2 climbing, 3 swimming, 4 sing

- 1** **002** **WB p7** Listen and write the words.

Key: 2 son, 3 parents, 4 aunt, 5 grandmother, 6 daughter, 7 grandparents, 8 uncle

- 2** **WB p7** Follow the lines and write about Simon and Maria.

Key: Simon: He's Mike's brother. He's Jeremy and Dorothy's cousin. Maria: She's Joe's granddaughter. She's Harriet's sister.

- 1** **WB p8** Read the story *The old book* again. Then write.


Key: 2 behind a secret door, 3 can see, 4 take the book, 5 has got an idea, 6 helps the children, 7 get the book back

- 2**   **WB p8** Look at the pictures from the story. Read, think and circle.



Key: (2 excited), 3 happy, 5 no, 7 doesn't like

- 1**  **WB p9** Colour the bricks to make sentences. Write in the missing words.

Key: 2 Are you good at playing the piano? 3 Ben is Lucy's friend. 4 He's not good at speaking / learning French. 5 Is he good at doing puzzles?

- 2**  **WB p9** Look and write *a, e, i, o* or *u*.

Key: 2 a bin b Ben, 3 a cat, b cut, 4 a bed, b bad

- 1**   **WB p10** Read, think and write the days.


Key: 2 Friday 3 Monday

- 1**  **WB p11** Look, read and write sentences.

Key: 2 I don't like History. It's not my favourite subject. 3 I love listening to music. 4 I don't like learning Maths. 5 I like Geography. I'm very good at it. 6 I love studying History. I love my teacher, too.

2 **WB p11** Look and write sentences.

Key: 2 Claire doesn't like singing.
3 Mary likes playing the piano.
4 Sam likes reading (books). 5 Lisa doesn't like watching TV.

1  **WB p12** Remember the song. Complete the words from the song. Use the letters in the circles to write a secret sentence.

Key: 1 find, 2 help, 3 lots, 4 love, 5 learn

2 **WB p12** Read Adam and Sarah's new verses. Write the words.

Key: 2 writing, 3 learning, 4 day, 5 working, 6 great, 7 teachers, 8 late

3 **WB p12** Complete the school subjects. Then look and match.

Key: 2 History c, 3 Maths e, 4 Science b, 5 Geography a

1 **WB p13** Look and complete the sentences.

Key: 2 brush your teeth, a meal, 3 wash your hands, a meal, 4 do your homework, go and play, 5 clean your shoes, go to school, 6 get dressed, go to school

- 1** **WB p14** Read the story
Getting help again. Put the
lines in order.

Key: 4, 5, 2, (1), 3, 7, 6

- 2** **WB p14** Match the
questions with the
answers.

Key: 2 e, 3 a, 4 b, 5 f, 6 d

- 3** **WB p14** Use the code
on page 15 of the Student's
Book. Write the words.

Key: (Seven) letters help to find the
treasure.

- 1** **004** **WB p15** Listen and
write the missing words.
Then say with a friend.

Key: 1 I've got to go 2 Can you help
us

- 2** **005** **WB p15** Listen and
write.

Key:



say	see		Ben		five	go	you	car
A	B	G	F	S	I	O	Q	R
H	C	P	L	X	Y		U	
J	D	T	M	Z			W	
K	E	V	N					

1  **WB p16** Read Oliver's story again. Complete the sentences. **Exam skills**


Key: 2 numbers and dates, 3 day, 4 computer, 5 puzzle club, 6 likes

2 **WB p16** Read the story again. Tick ☒ the correct sentences.

Key: 1, 2, 4 and 6

3   **WB p16** Read the story again and think. Colour the circles green for *yes* or red for *no*.

Key: Green: Everyone is different, Red: Everyone is the same

1  **007** **WB p17** Listen, colour and write. There is one example. **Exam skills**

Key: 1 word 'clock' below clock on the wall, 2 triangle: red, 3 piano in photo on teacher's desk: brown, 4 pencil sharpener: green

- 1** **WB p18** Look at the pictures. Write the shapes.

Key: 1 pentagon, 2 hexagon, 3 triangle

- 2** **WB p18** Circle the correct words. Then match.

Key: 1 six b, 2 five c, 3 three a

- 3** **WB p18** Join the blue dots in order with straight lines. Then answer the questions.

Key: 1 Three, 2 circle, hexagon triangle, 3 10 sides (circle: one, hexagon: six, triangle: three) 4 nine angles (hexagon: six, triangle: three, circle: zero),

- 4** **WB p19** Read about tangrams. Write the answers to the questions.

Key: 1 cat, person, boat, snake, 2 three (triangle, square, rhombus)

- 5** **WB p19** Colour the tangram. Use the colours in the key. What animal do you see?

Key: A chicken



- 1** **WB p20** Match the questions with the answers.

Key: 2 b, 3 a, 4 f, 5 c, 6 d

- 2** **WB p20** Complete the report about the interview with Kate.

Key: 2 doing fun activities, 3 like Science, 4 (in Kate's class) love English / like English best, 5 Kate has Science after Maths

- 1** **WB p21** Look and draw lines to make sentences.

Key: 2 She doesn't like playing the piano. 3 You have to wash your hands before dinner. 4 I have to wear a uniform to school.

- 2** **WB p21** Read and think. Then write one more.

Key: Students circle *number*, *shape* and add a kind of puzzle of their own, e.g. *word puzzles*.

